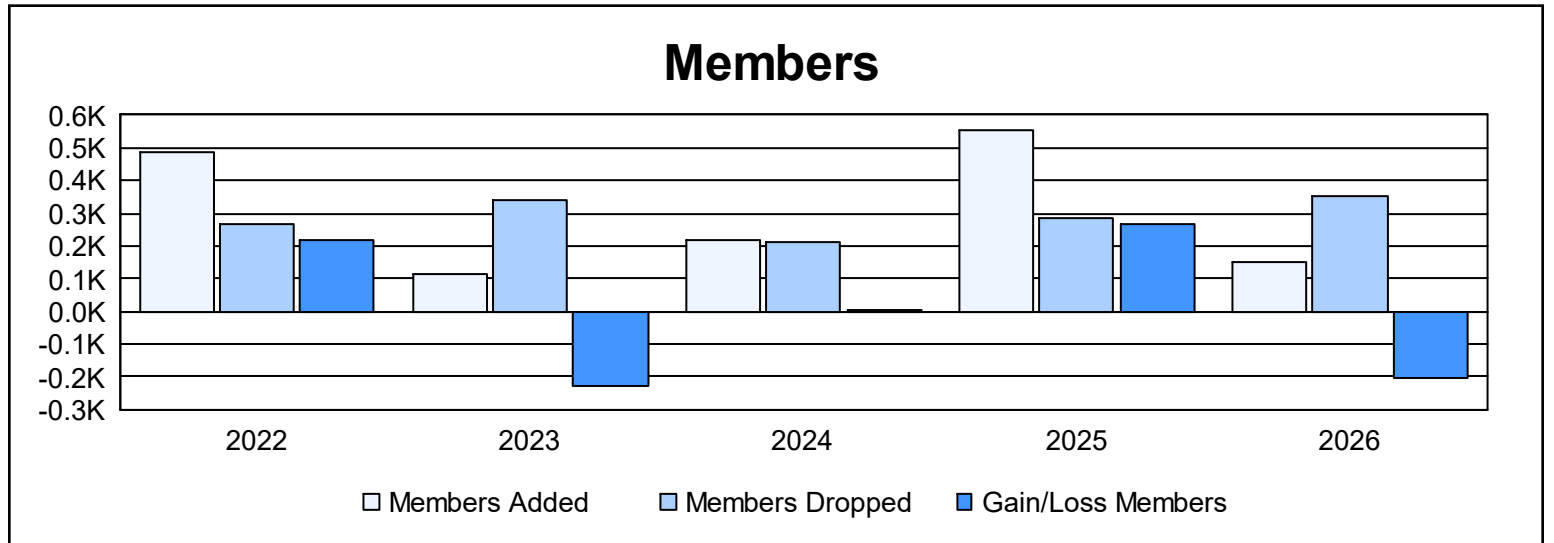
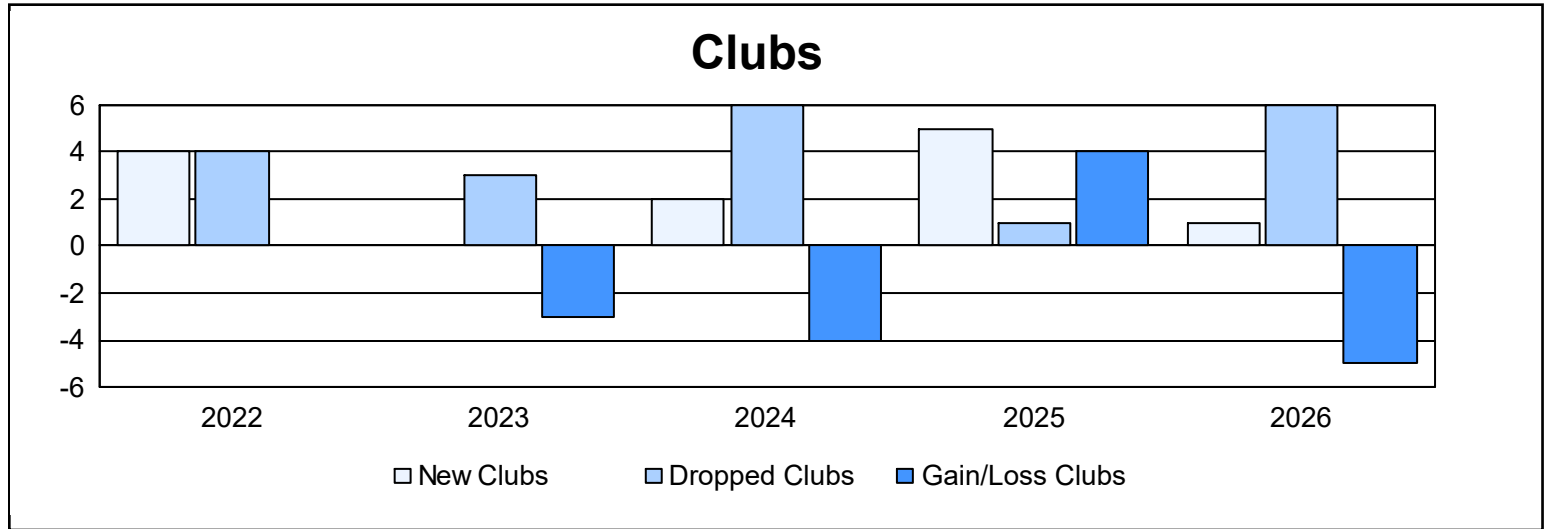
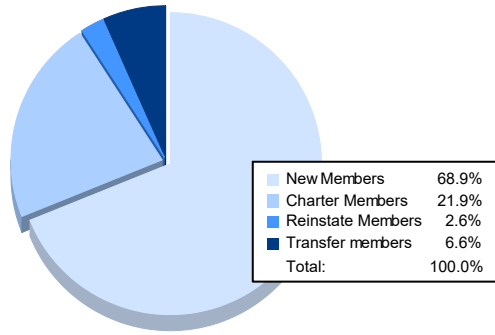


| Year | New Clubs | Dropped Clubs | Gain/ Loss Clubs | New Members | Charter Members | Reinstate Members | Transfer Members | Total Member Added | Total Members Dropped | Gain/ Loss Members |
|----------------|-----------|---------------|------------------|-------------|-----------------|-------------------|------------------|--------------------|-----------------------|--------------------|
| 2021-2022 | 4 | 4 | 0 | 329 | 106 | 5 | 46 | 486 | 268 | 218 |
| 2022-2023 | 0 | 3 | -3 | 65 | 26 | 16 | 6 | 113 | 339 | -226 |
| 2023-2024 | 2 | 6 | -4 | 127 | 73 | 8 | 9 | 217 | 212 | 5 |
| 2024-2025 | 5 | 1 | 4 | 360 | 134 | 41 | 17 | 552 | 284 | 268 |
| 2025-2026 | 1 | 6 | -5 | 104 | 33 | 4 | 10 | 151 | 352 | -201 |
| Average | 2 | 4 | -2 | 197 | 74 | 15 | 18 | 304 | 291 | 13 |



Membership Composition April 2026 Cumulative



Gender Composition April 2026 Cumulative

